

# HOW TO

## create your own café at home

Brought to you by Brittany Noonan @bybrittanynoonan

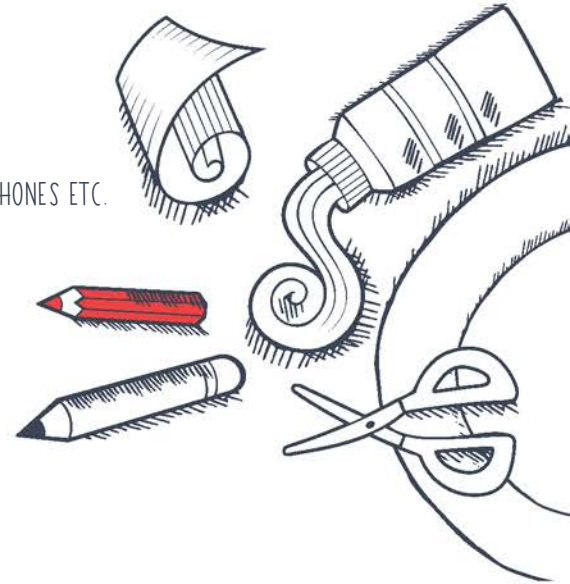
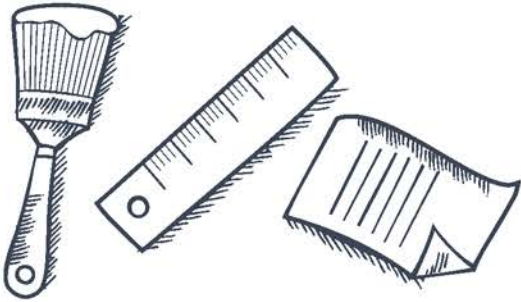
Brittany Noonan shows us how to create the perfect at home café using old boxes, tablecloths, cardboard and paint!

It is a simple, fun and affordable way to enjoy a meal with loved ones and create special memories - you won't even feel like you're at home!

Check out the step-by-step guide below and don't forget to take some snaps and tag us [f](#) [@](#) [@sanremopasta](#) if you try this at home too!

### WHAT YOU NEED:

- \* CARDBOARD BOXES
- \* PACKING TAPE
- \* TABLECLOTH
- \* ANY TOY CASH REGISTER, FOOD ITEMS, PHONES ETC.
- \* PLATES AND CUTLERY
- \* SERVIETTES
- \* CARDBOARD TO MAKE A MENU AND SIGN
- \* MARKER PEN TO WRITE SIGN AND MENU



### HOW TO CREATE CAFÉ:

#### STEP 1



Using any cardboard boxes create a bench at your kids' height. Pictured are 2 boxes stuck together with packing tape.

#### STEP 2




Tape cardboard to the sides and across the top to create a roof.

#### STEP 3



Decorate your café by using a tablecloth or fabric, painting it or any other way you wish to make it feel special for your kids.



We're family.



## STEP 4



Add your cash register, phone, or any other toys you may have at home to the café counter.

## STEP 5

Using a piece of cardboard, write a personalised sign for your café and stick it to the front of the café counter.



## STEP 6



Using a piece of cardboard folded in half, create and write your own menu. The Noonan's decided on an Italian cuisine as it is their favourite but you can go with whatever your family's preference is! Another fun idea could be to order from your favourite restaurant and have it delivered to your home (support local business!)

## STEP 7



Set up your kids table with a tablecloth, menu, plates, and cutlery just like you would find in a café.

## STEP 8

Cook and prepare your favourite meal together!



## STEP 9



Now it's time to play café! Take turns of being the waiter, customer, and chef and enjoy your meal!



We're family.